

CORPORATE OBJECTIVES, PRIORITIES AND PERFORMANCE MEASURES
FY 2016

DEPARTMENT:

CORPORATION: **CARCAR WATER DISTRICT**

I. CORPORATE PROFILE

- A. Brief Statement of Corporate Objectives: **Carcar Water District aims to sustain its growth, increase the service coverage and at all times ensure availability of water supply**
- B. Corporate Priorities for the Budget Year: **1) Additional water sources; 2) Water system expansion/improvement and rehabilitation; 3) Acquisition of equipment, tools, vehicle and fixtures to support proper maintenance and efficient operation of the system**
- C. Major Programs and Projects **1) System expansion 2) System rehabilitation and maintenance**
- D. Linkages of Corporate Priorities/Programs/Projects with the Five Key Result Areas (KRAs), National/Sectoral Development Plan, The Medium-Term Philippine Development Plan (MTPDP), Agenda of the Administration and National Policy Pronouncements

II. CORPORATE PERFORMANCE MEASURES

PART A. PHYSICAL PERFORMANCE




MFOs	Performance Indicators	P/A/P Code Component Activity	2014		2015		2016	
			Targets	Actual	Targets	Estimates	Targets	Proposal
OPERATIONS	1. Quality Indicator 2. Quantity Indicator 3. Timeliness	OPERATIONS						
MFO 1 - Water Facility Service Management	1. Percentage of household connections receiving 24/7 supply of water	Development of additional water sources Installation of pipeline extensions Pipeline rehabilitation		97.60%	99%	99.00%	99%	99%
	2. Percentage of barangay with access to potable water against the total number of barangays within the coverage of the LWD		80%	80%	80%	80%	80%	80%
	3. Source Capacity of LWD to meet demands for 24/7 supply of water			135 lps (11664 cu.m/day)	136 lps	137 lps (11837 cu.m/day)	143 lps	143 lps
MFO 2 - Water Distribution Service Management	1. Average deviation from PNSDW (chlorine residual requirements) from January 1 to December 31.	Consistent water treatment and water quality monitoring		0.69 ppm	0.50 ppm	.58 ppm	.50 ppm	.50 ppm
	2. Percentage of unbilled water to water production	Leak detection and prompt repair	16%	16.30%	16%	16%	16%	16
	3. Average response time to restore service when there are interruptions based on the Citizen's Charter of LWD proposed for approval by CSC.	Immediate response to customer complaints	1 Hr.	45 mins.	1 Hr.	55 mins.	1 Hr.	1 Hr.
SUPPORT TO OPERATIONS								
MFO 1	1. Affordability: Reasonableness/Affordability of water rates to consumers with access connections. Water rate for the 1st 10 cu.m. must not exceed 5% of the average income of LIG.	Regular rates review	1.7 % of the ave income of LIG	1.54% of the ave income of LIG	1.7 % of the ave income of LIG		2% of the ave income of the LIG	2% of the ave income of the LIG
	2. Staff Productivity Index: Ratio of service connection per employee as prescribed by the LWUA guidelines	Maximize employee efficiency and effectiveness in the performance of assigned tasks	170:1	176:1	170:1	170:1	175:1	175:1
	3. Customer Satisfaction: Percentage of Customer Complaints acted upon against received complaints	Prompt and efficient action on consumers' complaints	100%	100%	100%	100%	100%	100%
GENERAL ADMINISTRATION & SUPPORT								
MFO 1 - General Management and Supervision	1. Reportorial Compliance: Compliance with COA and LWUA reporting requirements in accordance with content and period of submission	Timely submission of accurate reports as required by the COA and LWUA	100%	100%	100%	100%	100%	100%
	2. Financial Viability & Sustainability Collection Ratio Operating Ratio Current Ratio	Monitoring of revenues and expenses in accordance with the approved budget	85% 75% 3.25	90% 71% 3.75	85% 75% 3.25	81% 77% 7.87	85% 75% 5.00	85% 75% 5.00



PART B. FINANCIAL PERFORMANCE (In Thousand Pesos)																
MFOs/ Pls	P/A/P Code Component Activity Statement	KRA	2014				2015				2016					
			NG Support	Borrowings	Corp. Funds	TOTAL	NG Support	Borrowings	Corp. Funds	TOTAL	NG Support	Borrowings	Corp. Funds	TOTAL		
OPERATIONS																
MFO 1 Water Facility Service Management Indicator 1 Percentage of household connections receiving 24/7 supply of water Indicator 2 Percentage of barangay with access to potable water against the total number of barangays within the coverage of the LWD Indicator 3 Source Capacity of LWD to meet demands for 24/7 supply of water	Development of additional water sources Installation of pipeline extensions Pipeline rehabilitation											28323				
MFO 2 Water Distribution Service Management Indicator 1 Average deviation from PNSDW (chlorine residual requirements) from January 1 to December 31. Indicator 2 Percentage of unbilled water to water production Indicator 3 Average response time to restore service when there are interruptions based on the Citizen's Charter of LWD proposed for approval by CSC	Consistent water treatment and water quality monitoring Leak detection and prompt repair Immediate response to customer complaints				26612	26612			38518	38518		25100	40140	93563		
SUPPORT TO OPERATIONS MFO Customer Satisfaction Indicator 1 Affordability: Reasonableness/Affordability of water rates to consumers with access connections. Water rate for the 1st cu.m. must not exceed 5% of the average income of LIG Indicator 2 Staff Productivity Index: Ratio of service connection per employee as prescribed by the LWUA guidelines Indicator 3 Customer Satisfaction: Percentage of Customer Complaints acted upon against received complaints	Regular rates review Maximize employee efficiency and effectiveness in the performance of assigned tasks Prompt and efficient action on consumers' complaints				12927	12927			13941	13941			17526	17526		
GENERAL ADMINISTRATION & SUPPORT MFO General Management and Supervision Indicator 1 Compliance with COA and LWUA reporting requirements in accordance with content and period of submission Indicator 2 Financial Viability & Sustainability	Timely submission of accurate reports as required by the COA and LWUA Monitoring of revenues and expenses in				13755	13755			16311	16311			8866	8866		
TOTAL					52004	52294			68770	68770		53423	66532	119955		
PREPARE																
DIVISION MANAGER - FINANCE		Nov 13, 2015	DATE			Nov 13, 2015			DATE			Dec 7, 2015			DATE	

_____ v _____

COMPARATIVE BALANCE SHEET(In Thousand Pesos)
Fiscal Year 2016

Department:					
Corporation: CARCAR WATER DISTRICT					
PARTICULARS	FY 2013 (Audited)	FY 2014 (Audited)	FY 2015 (Estimates)	FY 2016 (Proposal)	Remarks
ASSETS					
Current Assets					
Cash	7,994	15,949	11,499	15,470	
Short-term Investments (DBM Form 702-A)					
Accounts Receivables (DBM Form 702-B)	3,697	5,580	6,663	6,833	
Inventories	3,061	2,266	2,620	2,749	
Cash Advances to Various Parties			50	50	
Other Current Assets	16	51	64	65	
Investments (DBM Form 702-A)					
Fixed Assets					
Land & Land Improvements	2,748	2,748	3,348	4,548	
Building and Structures	53,158	52,928	50,031	106,236	
Furniture, Fixtures, Equipment and Books	2,932	3,102	3,143	5,873	
Information Technology Equipment	1,529	1,229	2,053	2,877	
Deferred Assets	6,303	9,571	17,858	13,206	
Other Assets	3,323	3,330	3,500	3,500	
TOTAL ASSETS	84,759	96,755	100,830	161,409	
LIABILITIES					
Current Liabilities					
Accounts Payable to suppliers or trade creditors (DBM Form No. 702-C)	1,210	1,913	1,067	1,527	
Current portion of borrowings (DBM Form 702-D)	4,033		3,893	7,028	
Long Term Liabilities					
Borrowings (DBM Form No. 702-D)	23,227	23,227	15,312	64,601	
Others					
Trust Liabilities					
Deferred Liabilities	379	104	850	875	
Other Liabilities					
TOTAL LIABILITIES	28,849	25,244	21,123	74,031	
STOCKHOLDERS' EQUITY					
Government Equity	3,550	3,550	3,550	3,550	
Retained Earnings	52,330	67,931	79,819	93,433	
Other Capital	30	30	30	30	
TOTAL STOCKHOLDERS' EQUITY	55,910	71,511	83,399	97,013	
TOTAL LIABILITIES AND STOCKHOLDERS' EQUITY	84,759	96,755	104,522	171,044	
<div style="display: flex; justify-content: space-between;"> <div>  Department Head: _____ </div> <div> 4: _____ </div> <div>  Auditor: _____ </div> <div> -3,692 </div> <div> -9,635 Ap </div> <div>  EN: _____ </div> </div>					
<div style="display: flex; justify-content: space-between;"> <div> 11-13-2015 </div> <div> 11-13-2015 </div> <div> 12-07-2015 </div> </div>					
<div style="display: flex; justify-content: space-between;"> <div> Date </div> <div> Date </div> <div> Date </div> </div>					

STATEMENT OF RECEIVABLES

(In Thousand Pesos)

[X] FY 2014 (Audited) [] FY 2015 (Estimates) [] FY 2016 (Proposal)

[X] Trade; [] Non-Trade

Page 1 of 2 pages

Department:

Corporation: CARCAR WATER DISTRICT								
TYPE/ DEBTOR CLASS	ACCOUNT CODE	NATURE OF ACCOUNT	AGE OF ACCOUNT	OUTSTANDING AS OF 1-1-2014 (Beginning)	TRANSACTIONS		OUTSTANDING AS OF 12-31-2014 (Ending)	REMARKS
					COLLECTED	GENERATED		
A. Current Portion								
I. Accounts Receivables								
National Government								
Local Government				135	1,932	1,934	136	
Government Corporation								
Private Sector	Accounts Receivable	Provision of water service		4,740	53,445	53,609	4,905	
Others	111-01							
II. Notes Receivables								
National Government								
Local Government								
Government Corporation								
Private Sector								
Others								
III. Others								
National Government								
Local Government								
Government Corporation								
Private Sector					125	200	190	
Others								
Sub-total Current Portion				4,875	55,502	55,743	5,231	

STATEMENT OF RECEIVABLES


(In Thousand Pesos)

[X] FY 2014 (Audited) [] FY 2015 (Estimates) [] FY 2016 (Proposal)


[X] Trade; [] Non-Trade

Page 2 of 2 pages

Department:								
Corporation: CARCAR WATER DISTRICT								
TYPE/ DEBTOR CLASS	ACCOUNT CODE	NATURE OF ACCOUNT	AGE OF ACCOUNT	OUTSTANDING AS OF 1-1-2014 (Beginning)	TRANSACTIONS		OUTSTANDING AS OF 12-31-2014 (Ending)	REMARKS
					COLLECTED	GENERATED		
B. Long-Term								
I. Accounts Receivables								
National Government								
Local Government								
Government Corporation								
Private Sector								
Others								
II. Notes Receivables								
National Government								
Local Government								
Government Corporation								
Private Sector								
Others								
III. Others								
National Government								
Local Government								
Government Corporation								
Private Sector								
Others								
Sub-total Long-Term Portion								
GRAND TOTAL				4,875	55,502	55,743	5,231	

Prepared by: 
 JOE
 Division Manager - Finance

11-13-2015
 Date

Ap 
 Et O
 7/12/2015
 Date

STATEMENT OF RECEIVABLES

(In Thousand Pesos)

[X] FY 2014 (Audited) [] FY 2015 (Estimates) [] FY 2016 (Proposal)

[] Trade; [X] Non-Trade

Page 1 of 2 pages

Department:								
Corporation: CARCAR WATER DISTRICT								
TYPE/ DEBTOR CLASS	ACCOUNT CODE	NATURE OF ACCOUNT	AGE OF ACCOUNT	OUTSTANDING AS OF 1-1-2014 (Beginning)	TRANSACTIONS		OUTSTANDING AS OF 12-31-2014 (Ending)	REMARKS
					COLLECTED	GENERATED		
A. Current Portion								
I. Accounts Receivables								
National Government								
Local Government								
Government Corporation								
Private Sector	Due from Officers and Employees 135	Unpaid Obligations		70	41	36	65	Separated Employees
Others	Accounts Receivable- Others 149			161	25	30	166	
II. Notes Receivables								
National Government								
Local Government								
Government Corporation								
Private Sector								
Others								
III. Others								
National Government								
Local Government								
Government Corporation								
Private Sector								
Others								
Sub-total Current Portion				231	66	66	231	




STATEMENT OF RECEIVABLES

(In Thousand Pesos)

[X] FY 2014 (Audited) [] FY 2015 (Estimates) [] FY 2016 (Proposal)

[] Trade; [X] Non-Trade

Page 2 of 2 pages

Department:								
Corporation: CARCAR WATER DISTRICT								
TYPE/ DEBTOR CLASS	ACCOUNT CODE	NATURE OF ACCOUNT	AGE OF ACCOUNT	OUTSTANDING AS OF 1-1-2014 (Beginning)	TRANSACTIONS		OUTSTANDING AS OF 12-31-2014 (Ending)	REMARKS
					COLLECTED	GENERATED		
B. Long-Term								
I. Accounts Receivables								
National Government								
Local Government								
Government Corporation								
Private Sector								
Others								
II. Notes Receivables								
National Government								
Local Government								
Government Corporation								
Private Sector								
Others								
III. Others								
National Government								
Local Government								
Government Corporation								
Private Sector								
Others								
Sub-total Long-Term Portion				231	66	66	231	
GRAND TOTAL								
Prepared by:	 <div style="text-align: center;">11-13-2015 Date</div>				App:  EN:  <div style="text-align: center;">7/12/2015 Date</div>			
Division Manager - Finance								

STATEMENT OF RECEIVABLES

(In Thousand Pesos)

[] FY 2014 (Audited) [X] FY 2015 (Estimates) [] FY 2016 (Proposal)

[X] Trade; [] Non-Trade

Page 1 of 2 pages

Department:								
Corporation: CARCAR WATER DISTRICT								
TYPE/ DEBTOR CLASS	ACCOUNT CODE	NATURE OF ACCOUNT	AGE OF ACCOUNT	OUTSTANDING AS OF 1-1-2015 (Beginning)	TRANSACTIONS		OUTSTANDING AS OF 12-31-2015 (Ending)	REMARKS
					COLLECTED	GENERATED		
A. Current Portion								
I. Accounts Receivables								
National Government	Accounts Receivable 111-01	Provision of water service		136	1,992	2,054	198	
Local Government								
Government Corporation								
Private Sector				4,905	53,967	55,058	5,996	
Others								
II. Notes Receivables								
National Government								
Local Government								
Government Corporation								
Private Sector								
Others								
III. Others								
National Government								
Local Government								
Government Corporation								
Private Sector				190	300	350	240	
Others								
Sub-total Current Portion				5,231	56,259	57,462	6,434	

(In Thousand Pesos)

☐ FY 2014 (Audited) ☒ FY 2015 (Estimates) ☐ FY 2016 (Proposal)

[X] Trade; [] Non-Trade

Page 2 of 2 pages

Department:

Corporation:	CARCAR WATER DISTRICT
--------------	-----------------------

Prepared

Division Manager - Finance

11-13-2015

Date _____

EMO

7/12/2015

Date _____

STATEMENT OF RECEIVABLES

(In Thousand Pesos)

[] FY 2014 (Audited) [X] FY 2015 (Estimates) [] FY 2016 (Proposal)

[] Trade; [X] Non-Trade

Page 1 of 2 pages

Department:								
Corporation: CARCAR WATER DISTRICT								
TYPE/ DEBTOR CLASS	ACCOUNT CODE	NATURE OF ACCOUNT	AGE OF ACCOUNT	OUTSTANDING AS OF 1-1-2015 (Beginning)	TRANSACTIONS		OUTSTANDING AS OF 12-31-2015 (Ending)	REMARKS
					COLLECTED	GENERATED		
A. Current Portion								
I. Accounts Receivables								
National Government								
Local Government								
Government Corporation								
Private Sector	Due from Officers and Employees 135	Unpaid Obligations		65	35	38	68	Separated Employees
Others	Accounts Receivable- Others 149			166	40	35	161	
II. Notes Receivables								
National Government								
Local Government								
Government Corporation								
Private Sector								
Others								
III. Others								
National Government								
Local Government								
Government Corporation								
Private Sector								
Others								
Sub-total Current Portion				231	75	73	229	



STATEMENT OF RECEIVABLES

(In Thousand Pesos)

[] FY 2014 (Audited) [X] FY 2015 (Estimates) [] FY 2016 (Proposal)

[] Trade; [X] Non-Trade

Page 2 of 2 pages

Department:								
Corporation: CARCAR WATER DISTRICT								
TYPE/ DEBTOR CLASS	ACCOUNT CODE	NATURE OF ACCOUNT	AGE OF ACCOUNT	OUTSTANDING AS OF 1-1-2015 (Beginning)	TRANSACTIONS		OUTSTANDING AS OF 12-31-2015 (Ending)	REMARKS
					COLLECTED	GENERATED		
B. Long-Term								
I. Accounts Receivables								
National Government								
Local Government								
Government Corporation								
Private Sector								
Others								
II. Notes Receivables								
National Government								
Local Government								
Government Corporation								
Private Sector								
Others								
III. Others								
National Government								
Local Government								
Government Corporation								
Private Sector								
Others								
Sub-total Long-Term Portion								
GRAND TOTAL				231	75	73	229	
Prepared by: 								
				11-13-2015			7/12/2015	
				Date	EMO		Date	

STATEMENT OF RECEIVABLES

(In Thousand Pesos)

[] FY 2014 (Audited) [] FY 2015 (Estimates) [X] FY 2016 (Proposal)

[X] Trade; [] Non-Trade

Page 1 of 2 pages

Department:								
Corporation: CARCAR WATER DISTRICT								
TYPE/ DEBTOR CLASS	ACCOUNT CODE	NATURE OF ACCOUNT	AGE OF ACCOUNT	OUTSTANDING AS OF 1-1-2016 (Beginning)	TRANSACTIONS		OUTSTANDING AS OF 12-31-2016 (Ending)	REMARKS
					COLLECTED	GENERATED		
A. Current Portion								
I. Accounts Receivables								
National Government	Accounts Receivable 111-01	Provision of water service		198	1,992	2,054	259	
Local Government								
Government Corporation								
Private Sector				5,996	54,949	55,058	6,105	
Others								
II. Notes Receivables								
National Government								
Local Government								
Government Corporation								
Private Sector								
Others								
III. Others								
National Government								
Local Government								
Government Corporation								
Private Sector				190	300	350	240	
Others								
Sub-total Current Portion				6,384	57,241	57,462	6,605	

(In Thousand Pesos)

☐ FY 2014 (Audited) ☐ FY 2015 (Estimates) ☒ FY 2016 (Proposal)

[X] Trade; [] Non-Trade

Page 2 of 2 pages

Department:

Corporation:	CARCAR WATER DISTRICT
--------------	-----------------------

Prepared '

Division Manager - Finance

11-13-2015

Date _____

EMO

7/12/2015
Date

STATEMENT OF RECEIVABLES

(In Thousand Pesos)

[] FY 2014 (Audited) [] FY 2015 (Estimates) [X] FY 2016 (Proposal)

[] Trade; [X] Non-Trade

Page 1 of 2 pages

Department:								
Corporation: CARCAR WATER DISTRICT								
TYPE/ DEBTOR CLASS	ACCOUNT CODE	NATURE OF ACCOUNT	AGE OF ACCOUNT	OUTSTANDING AS OF 1-1-2016 (Beginning)	TRANSACTIONS		OUTSTANDING AS OF 12-31-2016 (Ending)	REMARKS
					COLLECTED	GENERATED		
A. Current Portion								
I. Accounts Receivables								
National Government								
Local Government								
Government Corporation								
Private Sector	Due from Officers and Employees 135	Unpaid Obligations		65	35	38	68	Separated Employees
Others	Accounts Receivable- Others 149			166	40	35	161	
II. Notes Receivables								
National Government								
Local Government								
Government Corporation								
Private Sector								
Others								
III. Others								
National Government								
Local Government								
Government Corporation								
Private Sector								
Others								
Sub-total Current Portion				231	75	73	229	



STATEMENT OF RECEIVABLES

(In Thousand Pesos)

[] FY 2014 (Audited) [] FY 2015 (Estimates) [X] FY 2016 (Proposal)

[] Trade; [X] Non-Trade

Page 2 of 2 pages

Department:								
Corporation: CARCAR WATER DISTRICT								
TYPE/ DEBTOR CLASS	ACCOUNT CODE	NATURE OF ACCOUNT	AGE OF ACCOUNT	OUTSTANDING AS OF 1-1-2016 (Beginning)	TRANSACTIONS		OUTSTANDING AS OF 12-31-2016 (Ending)	REMARKS
					COLLECTED	GENERATED		
B. Long-Term								
I. Accounts Receivables								
National Government								
Local Government								
Government Corporation								
Private Sector								
Others								
II. Notes Receivables								
National Government								
Local Government								
Government Corporation								
Private Sector								
Others								
III. Others								
National Government								
Local Government								
Government Corporation								
Private Sector								
Others								
Sub-total Long-Term Portion								
GRAND TOTAL				231	75	73	229	
Prepared by: 								
Division Manager - Finance				11-13-2015			7/12/2015	
				Date	EMO		Date	


STATEMENT OF ACCOUNTS PAYABLE TO SUPPLIERS OR TRADE CREDITORS

(In Thousand Pesos)


[X] FY 2013 (Audited); [] FY 2014 (Audited); [] FY 2015 (Estimates); [] FY 2016 (Proposal)

[] Trade; [] Non-Trade

Department:								
Corporation: CARCAR WATER DISTRICT								
TYPE/ CREDITOR CLASS	ACCOUNT CODE	NATURE OF ACCOUNT	AGE OF ACCOUNT	OUTSTANDING AS OF 1-1-2013 (Beginning)	TRANSACTIONS		OUTSTANDING AS OF 12-31-2013 (Ending)	REMARKS
					LIQUIDATED	INCURRED		
A. Current Portion								
National Government	Due to National Government Agencies (412)	Taxes, premiums and loan repayments	30 days	520	3,872	3,874	522	
Local Government								
Government Corporation	Due to Other GOCCs (413)	Inter-agency payables	11 days	428	2,719	2,767	477	
Private Sector	Accounts Payable (401)							
Others - Employees								
Sub-total Current Portion				948	6,591	6,641	999	
B. Long-Term Portion								
National Government	Due to National Government Agencies (412-04)	Franchise Tax arrears	3 years	909	909			
Local Government	Due to Other GOCCs (413)	Materials provided	10 years	76			76	Lack of supporting documents
Government Corporation								
Private Sector								
Others								
Sub-total Long-Term Portion				985	909		76	
GRAND TOTAL				1,934	7,500	6,641	1,075	

Prepared by: 
 Div Ingt - Finance

Date: 11-13-2015


 EMO



Date: 7/12/2015

STATEMENT OF ACCOUNTS PAYABLE TO SUPPLIERS OR TRADE CREDITORS

(In Thousand Pesos)

[] FY 2013 (Audited); [X] FY 2014 (Audited); [] FY 2015 (Estimates); [] FY 2016 (Proposal)

[] Trade; [] Non-Trade

Department:								
Corporation: CARCAR WATER DISTRICT								
TYPE/ CREDITOR CLASS	ACCOUNT CODE	NATURE OF ACCOUNT	AGE OF ACCOUNT	OUTSTANDING AS OF 1-1-2014 (Beginning)	TRANSACTIONS		OUTSTANDING AS OF 12-31-2014 (Ending)	REMARKS
					LIQUIDATED	INCURRED		
A. Current Portion								
National Government	Due to National Government Agencies (412)	Taxes, premiums and loan repayments	30 days	522	3,783	3,557	296	
Local Government								
Government Corporation	Due to Other GOCCs (413)							
Private Sector	Accounts Payable (401)		11 days	477	1,355	2,272	1,395	
Others - Employees								
Sub-total Current Portion				999	5,138	5,830	1,691	
B. Long-Term Portion								
National Government	Due to National Government Agencies (412-04)							
Local Government	Due to Other GOCCs (413)	Materials provided	10 years	76			76	Lack of supporting documents
Government Corporation								
Private Sector								
Others								
Sub-total Long-Term Portion				76			76	
GRAND TOTAL				1,075	5,138	5,830	1,767	
<div> <div> Prepare  Div Mgr - Finance </div> <div> 11-13-2015 Date </div> <div>  EMO </div> <div> 7/12/2015 Date </div> </div>								



STATEMENT OF ACCOUNTS PAYABLE TO SUPPLIERS OR TRADE CREDITORS

(In Thousand Pesos)

[] FY 2013 (Audited); [] FY 2014 (Audited); [X] FY 2015 (Estimates); [] FY 2016 (Proposal)

[] Trade; [] Non-Trade

Department:								
Corporation: CARCAR WATER DISTRICT								
TYPE/ CREDITOR CLASS	ACCOUNT CODE	NATURE OF ACCOUNT	AGE OF ACCOUNT	OUTSTANDING AS OF 1-1-2015 (Beginning)	TRANSACTIONS		OUTSTANDING AS OF 12-31-2015 (Ending)	REMARKS
					LIQUIDATED	INCURRED		
A. Current Portion								
National Government	Due to National Government Agencies (412)	Taxes, premiums and loan repayments	30 days	296	3,523	3,519	293	
Local Government								
Government Corporation	Due to Other GOCCs (413)							
Private Sector	Accounts Payable (401)		11 days	1,395	2,572	1,875	698	
Others - Employees								
Sub-total Current Portion				1,691	6,094	5,394	991	
B. Long-Term Portion								
National Government	Due to National Government Agencies (412-04)							
Local Government	Due to Other GOCCs (413)	Materials provided	10 years	76			76	Lack of supporting documents
Government Corporation								
Private Sector								
Others								
Sub-total Long-Term Portion				76			76	
GRAND TOTAL				1,767	6,094	5,394	1,067	



Prepared by: 	Date: 11-13-2015	EMO: 	Date: 7/12/2015
Director - Finance			

STATEMENT OF ACCOUNTS PAYABLE TO SUPPLIERS OR TRADE CREDITORS

(In Thousand Pesos)


[] FY 2013 (Audited); [] FY 2014 (Audited); [] FY 2015 (Estimates); [X] FY 2016 (Proposal)

[] Trade; [] Non-Trade

Department:								
Corporation: CARCAR WATER DISTRICT								
TYPE/ CREDITOR CLASS	ACCOUNT CODE	NATURE OF ACCOUNT	AGE OF ACCOUNT	OUTSTANDING AS OF 1-1-2016 (Beginning)	TRANSACTIONS		OUTSTANDING AS OF 12-31-2016 (Ending)	REMARKS
					LIQUIDATED	INCURRED		
A. Current Portion								
National Government	Due to National Government Agencies (412)	Taxes, premiums and loan repayments	30 days	293	3,536	3,538	295	
Local Government								
Government Corporation	Due to Other GOCCs (413)							
Private Sector	Accounts Payable (401)		11 days	1,395	6,104	5,866	1,156	
Others - Employees								
Sub-total Current Portion				1,688	9,640	9,403	1,451	
B. Long-Term Portion								
National Government	Due to National Government Agencies (412-04)							
Local Government	Due to Other GOCCs (413)	Materials provided	10 years	76			76	Lack of supporting documents
Government Corporation								
Private Sector								
Others								
Sub-total Long-Term Portion				76			76	
GRAND TOTAL				1,764	9,640	9,403	1,527	
Prepared by:  J. Divina								
				11-13-2015			7/12/2015	
				Date	EMO		Date	

Department: CARCAR WATER DISTRICT										
Corporation:										
TYPE/CREDITOR/LOAN NO.	DATE OF CONTRACT	MATURITY (NO. OF YEARS)	ORIGINAL AMOUNT OF LOAN IN ORIGINAL CURRENCY	OUTSTANDING BALANCE AS OF 01-01-2013	AVAILMENT		DEBT SERVICE			ESTIMATED OUTSTANDING BALANCE AS OF 12-31-2013
					CURRENT YEAR	CUMULATIVE	PRINCIPAL	INTEREST	OTHER CHARGES	
A. Current Portion										
1. Foreign Loans										
2. Domestic Loans										
Sub-total										
Add: Total Revaluation										
Total Current Portion										
B. Long-Term Portion										
1. Foreign Loans										
2. Domestic Loans										
Reg LWUA Loan No. 3-226	4/21/1988	25	11,094	4,930			783	503		4,147
Soft LWUA Loan No. 3-226	7/26/1990	19	8,686	3,945			640	415		3,305
Reg LWUA Loan No. 3-397	1/27/1991	25	5,736	3,479			330	415		3,148
Reg LWUA Loan No. 4-2039	2/12/2003	15	27,318	18,482			1,810	2,460		16,672
Sub-total										
			52,834	30,835			3,563	3,793		27,272
Add: Total Revaluation										
Total Long-Term Portion										
GRAND TOTAL										
			52,834	30,835			3,563	3,793		27,272


Prepared by:



11-13-2015

Date

Approved by:



L. REMO

Director

7/12/2015

Date

1 No. 702-D


REMARKS	

STATEMENT OF BORROWINGS


(In Thousand Pesos)

[] FY 2013 (Audited); [X] FY 2014 (Audited); [] FY 2015 (Estimates); [] FY 2016 (Proposal)

Department:											
Corporation: CARCAR WATER DISTRICT											
TYPE/CREDITOR/LOAN NO.	DATE OF CONTRACT	MATURITY (NO. OF YEARS)	ORIGINAL AMOUNT OF LOAN IN ORIGINAL CURRENCY	OUTSTANDING BALANCE AS OF 01-01-2014	AVAILMENT		DEBT SERVICE			ESTIMATED OUTSTANDING	REMARKS
					CURRENT YEAR	CUMULATIVE	PRINCIPAL	INTEREST	OTHER CHARGES	BALANCE AS OF 12-31-2014	
A. Current Portion											
1. Foreign Loans											
2. Domestic Loans											
Reg LWUA Loan No. 3-226	4/21/1988	25	11,094	873			873	413			
Soft LWUA Loan No. 3-226	7/26/1990	19	8,686	707			707	299			
Reg LWUA Loan No. 3-397	1/27/1991	25	5,736	374			374	371			
Reg LWUA Loan No. 4-2039	2/12/2003	15	27,318	2078			2078	2191			
Sub-total			52,834	4,033			4,033	3,274			
Add: Total Revaluation											
Total Current Portion			52,834	4,033			4,033	3,274			
B. Long-Term Portion											
1. Foreign Loans											
2. Domestic Loans											
Reg LWUA Loan No. 3-226	4/21/1988	25	11,094	3,274						3,274	
Soft LWUA Loan No. 3-226	7/26/1990	19	8,686	2,598						2,598	
Reg LWUA Loan No. 3-397	1/27/1991	25	5,736	2,774						2,774	
Reg LWUA Loan No. 4-2039	2/12/2003	15	27,318	14,594						14,594	
Sub-total			52,834	23,239						23,239	
Add: Total Revaluation											
Total Long-Term Portion											
GRAND TOTAL			105,668	27,272			4,033	3,274		23,239	

Prepared by: 

11-13-2015
Date




7/12/2015
Date

STATEMENT OF BORROWINGS


(In Thousand Pesos)

[] FY 2013 (Audited); [] FY 2014 (Audited); [X] FY 2015 (Estimates); [] FY 2016 (Proposal)

Department:												
Corporation: CARCAR WATER DISTRICT												
TYPE/CREDITOR/LOAN NO.	DATE OF CONTRACT	MATURITY NO. OF YEARS	ORIGINAL AMOUNT OF LOAN IN ORIGINAL CURRENCY	OUTSTANDING BALANCE AS OF 01-01-2015	AVAILMENT		DEBT SERVICE			ESTIMATED	REMARKS	
					CURRENT YEAR	CUMULATIVE	PRINCIPAL	INTEREST	OTHER CHARGES	OUTSTANDING BALANCE AS OF 12-31-2015		
A. Current Portion												
1. Foreign Loans												
2. Domestic Loans												
Reg LWUA Loan No. 3-226	4/21/1988	25										Re-financed by DBP - May 29, 2015
Soft LWUA Loan No. 3-226	7/26/1990	19										
Reg LWUA Loan No. 3-397	1/27/1991	25										
Reg LWUA Loan No. 4-2039	2/12/2003	15										
DBP (Re-financed LWUA Loan)	5/29/2015	5					2162	729	36	3893		
Sub-total							2162	729	36	3893		
Add: Total Revaluation												
Total Current Portion							2162	729	36	3893		
B. Long-Term Portion												
1. Foreign Loans												
2. Domestic Loans												
Reg LWUA Loan No. 3-226	4/21/1988	25	11,094	3,274			3,274	44	56		Re-financed by DBP - May 29, 2015	
Soft LWUA Loan No. 3-226	7/26/1990	19	8,686	2,598			2,598	29	44			
Reg LWUA Loan No. 3-397	1/27/1991	25	5,736	2,774			2,774	82	51			
Reg LWUA Loan No. 4-2039	2/12/2003	15	27,318	14,594			14,594	610	269			
DBP (Re-financed LWUA Loan)	5/29/2015	5	21,368		21,368	21,368	6,056			15,312		
Sub-total			74,202	23,239	21,368	21,368	29,295	766	419	15,312		
Add: Total Revaluation												
Total Long-Term Portion												
GRAND TOTAL			74,202	23,239	21,368	21,368	31,457	1,496	455	19,206		

Prepared by: 

11-13-2015
Date



MO

7/12/2015
Date

Division Manager - Finance



/

STATEMENT OF BORROWINGS

(In Thousand Pesos)

[] FY 2013 (Audited); [] FY 2014 (Audited); [] FY 2015 (Estimates); [X] FY 2016 (Proposal)

Department:											
Corporation: CARCAR WATER DISTRICT											
TYPE/CREDITOR/LOAN NO.	DATE OF CONTRACT	MATURITY (NO. OF YEARS)	ORIGINAL AMOUNT OF LOAN IN ORIGINAL CURRENCY	OUTSTANDING BALANCE AS OF 01-01- 2016	AVAILMENT		DEBT SERVICE			ESTIMATED OUTSTANDING BALANCE AS OF 12-31-2016	REMARKS
					CURRENT YEAR	CUMULATIVE	PRINCIPAL	INTEREST	OTHER CHARGES		
A. Current Portion											
1. Foreign Loans											
2. Domestic Loans											
DBP (Re-financed LWUA Loan)	5/29/2015	5	21368	3893			3893	1064	53	4140	
DBP Expansion Loan	4/1/2016	10	60,000				1317	548	27	2888	
Sub-total				3893			3893	1064	53	7028	
Add: Total Revaluation											
Total Current Portion				3893			3893	1064	53	7028	
B. Long-Term Portion											
1. Foreign Loans											
2. Domestic Loans											
DBP Loan (Re-financing)	5/29/2015	5	21,368	15,312			4,140	1,064	53	11,172	
DBP Expansion Loan	4/1/2016	10	60,000		56,316	56,316	2,888			53,428	
Sub-total			81,368	15,312	56,316	56,316	7,028	1,064	53	64,601	
Add: Total Revaluation											
Total Long-Term Portion											
GRAND TOTAL			81,368	19,206	56,316	56,316	10,921	2,128	106	71,628	

Prepared by:	Approved by:
	
11-13-2015 Date	7/12/2015 Date

COMPARATIVE PROFIT AND LOSS STATEMENT

(In Thousand Pesos)

Fiscal Year 2016

☐ Cash Basis ☒ Accrual Basis

Department:					
Corporation: CARCAR WATER DISTRICT					
PARTICULARS	FY 2013 (Audited)	FY 2014 (Audited)	FY 2015 (Estimates)	FY 2016 (Proposal)	Remarks
I. REVENUES (DBM Form 703-A)					
Operating Revenues	48,569	54,538	56,292	63,054	
Other Revenues (Specify major items)	2,710	2,782	3,200	3,700	
II. COST OF SALES (DBM Form 703-B)	4,727	5,263	6,642	7,210	
III. GROSS PROFIT	46,551	52,057	52,851	59,544	
IV. OPERATING EXPENSES					
Personal Services	18,076	19,408	21,309	23,701	
Maintenance and Other Operating Expenses	11,435	10,987	15,503	17,579	
(include interest expense-operating, business taxes, duties and licenses other than income tax)					
Others					
Non-cash Expenses					
Depreciation of fixed assets	3,592	3,634	3,900	4,200	
Amortization of deferred assets					
Other non-cash expenses	244	270	250	450	
NET PROFIT/(LOSS) BEFORE					
V. INCOME TAX	13,204	17,758	11,889	13,614	
VI. INCOME TAX					
NET PROFIT/(LOSS) AFTER INCOME					
VII. TAX	13,204	17,758	11,889	13,614	
Add: SUBSIDIES					
Subsidies from National Government					
Rest of Subsidies					
VIII. NET PROFIT AND SUBSIDIES	13,204	17,758	11,889	13,614	
Prepared: FY 2013 & FY 2014 Prepared: FY 2015 & FY 2016 Appr					
JOSE A. C. GAS 11-13-2015		11-13-2015 EN:		12-07-2015	
Div Mgr - Finance Date		Div Mgr - Finance Date		Ger Date	

SALES/REVENUE STATEMENT

(In Thousand Pesos)

Fiscal Year 2016

Department:

Corporation: CARCAR WATER DISTRICT

PARTICULARS	FY 2013 (Audited)	FY 2014 (Audited)	FY 2015 (Estimates)	FY 2016 (Proposal)	Remarks
Sales/Revenue from Operations: Water Sales (Net of Rebates and Discounts)	48,569	54,538	56,292	63,054	
Other Revenues					
Interest Income	26	50	50	50	
Gains from sale of assets					
Others (Materials and Re-connection Charges)	2,683	2,732	3,200	3,700	
TOTAL SALES/REVENUE	51,279	57,320	59,542	66,804	


Prepared: FY 2013 & 2014:

Prepared: FY 2015 & FY 2016

Approved by:


JC

Di



11-13-2015

Date




S

Date

ENC


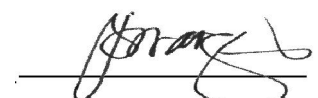

Ger



12-7-2015

Date

Fiscal Year 2016

Department:					
Corporation: CARCAR WATER DISTRICT					
PARTICULARS	FY 2013 (Audited)	FY 2014 (Audited)	FY 2015 (Estimates)	FY 2016 (Proposal)	Remarks
Direct Materials/Goods:					
Chemical, Filtering and Laboratory Supplies Exp.	1,089	1,085	1,647	2,514	
Other Direct Costs:					
Labor	1,853	1,853	3,304	827	
Maintenance of Equipment & Other Production Facilities	432	432	1,195	368	
Cost of Power for Pumping Operations	1,894	1,894	3,854	3,854	
Total Cost of Sales	5,267	5,263	10,000	7,563	
Memorandum Items					
Beginning Inventory of Direct Materials/Goods					
Ending Inventory of Direct Materials/Goods					
TOTAL COST OF SALES	5,267	5,263	10,000	7,563	
Prepared: FYs 2013 & 2014:					
Prepared: FYs 2015 & 2016:					
Approved by:					
JC Di					
	11-13-2015 Date	11-13-2015 Date	11-13-2015 Date	12-7-2015 Date	

DETAILS OF MAINTENANCE AND OTHER OPERATING EXPENSES

(In Thousand Pesos)

Fiscal Year 2016

Department:

Corporation: CARCAR WATER DISTRICT

PARTICULARS	FY 2014 (Actual)	FY 2015 (Estimates)	FY 2016 (Proposal)	Remarks
Travelling Expenses	335	628	350	
Communication Expenses	201	312	324	
Repair and Maintenance of Government Facilities	2,873	4,334	4,006	
Repair and Maintenance of Government Vehicles	325	456	501	
Transportation Services				
Supplies and Materials	356	399	503	
Rents				
Interests (operating)	3,274	1,951	2,234	
Grants, Subsidies and Contributions	120	158	158	
Awards and Indemnities	8	24	50	
Loan Repayments and Sinking Fund Contributions	4,033	729	1,064	
Losses/Depreciation/Depletion	3,742	4,200	4,600	
Water, Illumination and Power Service	622	960	960	
Rewards and Other Claims	60	30	180	
Auditing Services	155	90	90	
Training and Seminar Expenses	373	628	644	
Extraordinary and Miscellaneous Expenses	90	94	94	
Confidential and Intelligence Expenses				
Anti- Insurgency/Contingency/Emergency Expenses				
Taxes, Duties and Fees	1,103	1,208	1,316	
Trading/Production	4,151	6,472	7,769	
Gasoline, Oil and Lubricants	693	1,188	1,188	
Fidelity Bonds and Insurance Premium	89	227	222	
Loss on Foreign Exchange				
Commitment Fees and Other Charges				
Promotion, Advertising & Marketing Expenses	356	640	1,335	
Other Services (attach supporting sche	963	1,314	1,402	
Total MOOE	23,922	26,044	28,990	

Pre

JO:

Div Mgr - Finance

3

11/13/2015

Date

Ap

EN

Ge

12/7/2015

Date

DBM Form No. 703-D

DETAILS OF MAINTENANCE AND OTHER OPERATING EXPENSES

(In Thousand Pesos)

Fiscal Year 2016

Department:

Corporation: CARCAR WATER DISTRICT

PARTICULARS	FY 2014 (Actual)	FY 2015 (Estimates)	FY 2016 (Proposal)	Remarks

Department:

Corporation: CARCAR WATER DISTRICT

PARTICULARS	FY 2014 (Actual)	FY 2015 (Estimates)	FY 2016 (Proposal)	Remarks
Security Services	696	950	950	
Freight and Handling	3	24	24	
Legal Services	6	24	24	
Other Professional Services	1	6	6	
Other Maintenance and Operating Expenses	257	310	398	
Total Other Services	963	1,314	1,402	

Prepared by: _____ At: _____

Ar

JO JGAS

JGAS 11-13-2015

11-13-2015



Date _____

Date

En

12-7-2015

Date


Department:					
Corporation: CARCAR WATER DISTRICT					
PARTICULARS	FY 2013 (Actual)	FY 2014 (Actual)	FY 2015 (Estimates)	FY 2016 (Proposal)	Remarks
Management Supervision / Trusteeship Fees					
Loan Repayment	3,564	4,033	3,996	6,463	
Interest Expenses	3,743	3,274	1,496	2,726	
Guarantee Fees					
Bank Charges					
Commitment Fees					
Pre-termination Charges - LWUA			576		
Other Financial Charges			36	136	
TOTAL FINEX	7,307	7,307	6,104	9,326	
<div> <div> Prepared by: <div> <div>JOSI</div> <div>Dei</div> </div> <div>  </div> <div>AS</div> </div> <div> <div>11-13-2015</div> <div>Date</div> </div> </div> <div> <div>Apprc</div> <div>  </div> <div>ENGf</div> <div>G</div> </div> <div> <div>12-7-2015</div> <div>Date</div> </div>					

CAPITAL OUTLAYS OBLIGATIONS, BY OBJECT OF EXPENDITURES


(In Thousand Pesos)

[X] FY 2014 (Actual); [] FY 2015 (Estimates); [] FY 2016 (Proposal)

Department:												
Corporation: CARCAR WATER DISTRICT												
NAME OF PROGRAM/PROJECT	Investments Outlay	Loans Outlay	Land and Land Improvements Outlay	Buildings and Structures Outlay	Office Equipment Furniture and Fixtures	Machineries and Equipment Outlay	Transportation Equipment	Public Infrastructures	Reforestation Outlay	Livestock and Crops Outlay	Work Animals Outlay	TOTAL
Perimeter Fence - Magsipit			117									117
Additional Water Source								1,013				
Water system expansion/Pipeline extensions			117					2,273				2,391
Water System Improvement								309				309
Additional Connections								2,092				2,092
Equipments, Tools, Fixtures & Vehicles					118	672						790
GRAND TOTAL			235		118	672		5,688				5,700

Prepared by:  CABA

11-13-2015
Date

 IO



7/12/2015
Date

CAPITAL OUTLAYS OBLIGATIONS, BY OBJECT OF EXPENDITURES

(In Thousand Pesos)

[] FY 2014 (Actual); [X] FY 2015 (Estimates); [] FY 2016 (Proposal)



Department:												
Corporation: CARCAR WATER DISTRICT												
NAME OF PROGRAM/PROJECT	Investments Outlay	Loans Outlay	Land and Land Improvements Outlay	Buildings and Structures Outlay	Office Equipment Furniture and Fixtures	Machineries and Equipment Outlay	Transportation Equipment	Public Infrastructures	Reforestation Outlay	Livestock and Crops Outlay	Work Animals Outlay	TOTAL
Construction of Filtration Plant												
Well Drilling /Source development								4,428				4,428
Construction/Installation of Reservoir and Pump								2,602				2,602
Pipeline Extension								1,781				1,781
Geo-resistivity Survey												
NRW Reduction Program												
Watershed Management Program									800			800
Source Protection/Site Development			600									600
Power Generator						1,088						1,088
Variable Frequency Drive						537						537
Chlorinator						288						288
Valves(gate valves, air release valves, PRV)												
Computers/Printers					65							65
Furniture/Fixtures					41							41
Tools/Equipment						385						385
Vehicle							1,636					1,636
Camera												
Construction of Annex Building												
GRAND TOTAL			600		106	2,298	1,636	8,811	800			14,250

Prepar  SH CABA 11-13-2015 Date  O 7/12/2015 Date

CAPITAL OUTLAYS OBLIGATIONS, BY OBJECT OF EXPENDITURES

(In Thousand Pesos)

[] FY 2014 (Actual); [] FY 2015 (Estimates); [X] FY 2016 (Proposal)

Department:												
Corporation: CARCAR WATER DISTRICT												
NAME OF PROGRAM/PROJECT	Investments Outlay	Loans Outlay	Land and Land Improvements Outlay	Buildings and Structures Outlay	Office Equipment Furniture and Fixtures	Machineries and Equipment Outlay	Transportation Equipment	Public Infrastructures	Reforestation Outlay	Livestock and Crops Outlay	Work Animals Outlay	TOTAL
Construction of Filtration Plant			600					25,100				25,700
Well Drilling /Source development			450					10,500				10,950
Construction/Installation of Reservoir and Pump			150									150
Distribution Line Improvement								12,440				12,440
NRW Reduction Program	737											737
Source Protection/Site Development								15,884				15,884
Power Generator						1,160						1,160
IT Equipment					824							824
Water Treatment						142						142
Equipment						1,705						1,705
Furniture/Fixtures					230							230
Tools						53						53
Vehicle							1,830					1,830
Communication Equipment						74						74
Office Space Improvement				2,200								2,200
Supply and installation of modular tables and partitions					2,500							2,500
GRAND TOTAL	737		1,200	2,200	3,554	3,134	1,830	63,923				76,578
Prepar  SH <u>CABA</u> <u>11-13-2015</u> <u>Date</u>  O <u>7/12/2015</u> <u>Date</u>												


53,423

Department:

Corporation: CARCAR WATER DISTRICT

PARTICULARS	Deployment	Qty	Unit Cost	Amount	I- Initial A- Add'l R- Replacement	Remarks
Office Furnitures and Fixtures Machineries and Equipment Information Technology Transportation	CWD Office Bldg	Please see attached list		2,730	I	
				3,134	A	
				824	A	
				1,830	A	
TOTAL FINEX				8,518		

Prepared by:

JOS  GAS
Deployment Date

11-13-2015
Date





Date

7/12/2015
Date



STATEMENT OF CASH FLOWS

(In Thousand Pesos)

Fiscal Year 2016

Department:			
Corporation: CARCAR WATER DISTRICT			
PARTICULARS	FY 2014 (Actual)	FY 2015 (Estimates)	FY 2016 (Proposal)
Cash flows from operating activities			
Cash generated from operations	4,309	5,786	6,484
Collection of receivables	53,861	55,230	56,503
Receipt of government subsidy			
Payment for salaries	-12,223	-21,309	-23,701
Payment to suppliers	-6,846	-6,094	-9,640
Payment of taxes	-1,119	-1,179	-1,316
Other inflows/outflows	-19,931	-18,781	-18,034
Net cash flow from operating activities	18,051	13,652	10,296
Cash flows from investing activities			
Purchase of property, plant and equipment	-2,832	-14,250	-57,434
Proceeds from sale of unserviceable equipment			
Cash receipts from sale of assets			
Other inflows/outflows	43	40	50
Net cash flow from investing activities	-2,788	-14,210	-57,384
Cash flows from financing activities			
Receipt of government equity			
Proceeds from loans, bonds, notes			56,316
Repayment of loan	-7,307	-3,893	-5,257
Dividend payment			
Other inflows/outflows			
Net cash flow from financing activities	-7,307	-3,893	51,059
Net increase/(decrease) in cash and cash equivalents	7,956	-4,451	3,972
Cash and cash equivalents, beginning of the year	7,994	15,949	11,499
Cash and cash equivalents, end of year	15,949	11,499	15,470
Pn 	11-13-2015		7/12/2015
JC 	Date	Date	Date

COMPARATIVE CASH FLOW STATEMENT
FOR THE CONSOLIDATED PUBLIC SECTOR DEFICIT
(In Thousand Pesos)
Fiscal Year 2016


Department:				
Corporation: CARCAR WATER DISTRICT				
DESCRIPTION	FY 2014 (Actual)	FY 2015 (Estimates)	FY 2016 (Proposal)	Remarks
I. TOTAL RECEIPTS	57,960	61,316	63,287	
1. Operating Receipts	57,755	61,016	62,987	
2. Rest of Receipts				
a. Current Subsidies				
a.1 On Account of E.O. 93				
a.2 Rest of Subsidies				
b. Others	205	300	300	
II. TOTAL CURRENT EXPENDITURES	40,911	38,355	42,083	
1. Operating expenditures				
a. Wages and Salaries	20,554	21,309	23,701	
2. Other current expenditures				
a. Interest Payments				
a.1 Interest payment to national government	3,274	1,496	2,128	
a.2 Other interest payments				
b. Tax payments to NG and LGU				
b.1 On Account of E.O. 93				
b.2 Rest of tax payments	1,119	1,179	1,316	
c. Other expenditures	15,965	14,372	14,939	
d. Dividend payments				
III. TOTAL CAPITAL EXPENDITURES	9,346	21,587	67,722	
1. Acquisition of fixed assets	2,832	14,250	57,878	
2. Change in inventories	6,515	7,338	9,844	
3. Other capital expenditures				
IV. INTERNAL CASH GENERATION	7,702	1,373	-46,518	
V. FINANCING DEFICIT (-)/SURPLUS (+)				
VI. NET EXTERNAL FINANCING				
1. Gross external financing				
2. Repayment and amortization				
VII. NET DOMESTIC FINANCING	-4,033	19,206	54,999	
1. National government equity				
2. National government net lending	-4,033			
3. Net domestic bank borrowing		19,206	54,999	Re-financed LWUA Loan for 5 years Projected Expansion Loan for 10 years
4. Other net domestic financing				
<div style="display: flex; justify-content: space-between; align-items: flex-end;"> <div style="width: 30%;"> Prepared by:  <div style="display: flex; justify-content: space-between; align-items: center;"> <div style="width: 60%;"> Division Manager - Finance </div> <div style="width: 40%; text-align: center;"> 11-13-2015 Date </div> </div> </div> <div style="width: 30%; text-align: center;"> Approved:  Date </div> <div style="width: 30%; text-align: center;"> 7/12/2015 Date </div> </div>				


COMPARATIVE SOURCES OF FUNDS

(In Thousand Pesos)

Fiscal Year 2016

Department:					
Division: CARCAR WATER DISTRICT					
PARTICULARS	FY 2013 (Audited)	FY 2014 (Audited)	FY 2015 (Estimates)	FY 2016 (Proposal)	REMARKS
Corporate Funds					
. Corporate Income	52,649	58,170	61,016	62,987	
. Equity Contribution					
b.1 Private					
b.2 Other Government Entity except the Nat Govt					
. Others (Specify)					
General Funds					
. Equity Contribution - National Government					
. Subsidy - National Government					
. Infrastructure Funds Allotment					
. Special Account in the General Fund (Specify)					
. Other Funds Received from the National Government					
Borrowings					
. Foreign Loan Availment					
. Domestic Loans				56,316	
. Others (Specify)					
Total Sources	52,649	58,170	61,016	119,303	


IGAS
 Date


)
 Date

7/12/2015
 Date

COMPARATIVE SOURCES OF FUNDS

(In Thousand Pesos)

Fiscal Year 2016

Department:					
Municipal Corporation:					
CARCAR WATER DISTRICT					
PARTICULARS	FY 2013 (Audited)	FY 2014 (Audited)	FY 2015 (Estimates)	FY 2016 (Proposal)	REMARKS

Department:


Corporation: CARCAR WATER DISTRICT

P/A/P Activity Statement MFOs/Pis	Key Program Code	Region	NATIONAL GOVERNMENT SUBSIDY/EQUITY AND/OR LOANS OUTLAY				CORPORATE BORROWINGS				CORPORATE FUNDS				GRAND TOTAL			
			PS	MOOE	CO	TOTAL	PS	MOOE	CO	TOTAL	PS	MOOE	CO	TOTAL	PS	MOOE	CO	TOTAL
A. PROGRAM																		
1 Operations																		
MFO 1 Water Facility Service Management Indicator 1 Percentage of household connections receiving 24/7 supply of water Indicator 2 Percentage of barangay with access to potable water against the total number of barangays within the coverage of the LWD Indicator 3 Source Capacity of LWD to meet demands for 24/7 supply of water MFO 2 Water Distribution Service Management Indicator 1 Average deviation from PNSDW (chlorine residual requirements) from January 1 to December 31. Indicator 2 Percentage of unbilled water to water production Indicator 3 Average response time to restore service when there are interruptions based on the Citizen's Charter of LWD proposed for approval by CSC																		
2 Support to Operations																		
MFO Customer Satisfaction Indicator 1 Affordability: Reasonableness/Affordability of water rates to consumers with access connections. Water rate for the 1st cu.m. must not exceed 5% of the average income of LIG Indicator 2 Staff Productivity Index: Ratio of service connection per employee as prescribed by the LWUA guidelines Indicator 3 Customer Satisfaction: Percentage of Customer Complaints acted upon against received complaints General Administration & Support																		
3																		
MFO General Management and Supervision Indicator 1 Compliance with COA and LWUA reporting requirements in accordance with content and period of submission Indicator 2 Financial Viability & Sustainability																		
											25824	23688	3783	53295	25824	23688	3783	53295

Prepared by:


Division Manager - Finance

11-13-2015
Date


Auditor

7/12/2015
Date

[illegible]



| t v oe

Date

t

Date

|

Department:																		
Corporation: CARCAR WATER DISTRICT																		
P/A/P	Key Program Code	Region	NATIONAL GOVERNMENT SUBSIDY/EQUITY AND/OR LOANS OUTLAY				CORPORATE BORROWINGS				CORPORATE FUNDS				GRAND TOTAL			
Activity Statement MFOs/Pis			PS	MOOE	CO	TOTAL	PS	MOOE	CO	TOTAL	PS	MOOE	CO	TOTAL	PS	MOOE	CO	TOTAL
A. PROGRAM																		
1 Operations																		
MFO 1 Water Facility Service Management																		
Indicator 1 Percentage of household connections receiving 24/7 supply of water																		
Indicator 2 Percentage of barangay with access to potable water against the total number of barangays within the coverage of the LWD																		
Indicator 3 Source Capacity of LWD to meet demands for 24/7 supply of water																		
MFO 2 Water Distribution Service Management																		
Indicator 1 Average deviation from PNSDW (chlorine residual requirements) from January 1 to December 31.																		
Indicator 2 Percentage of unbilled water to water production																		
Indicator 3 Average response time to restore service when there are interruptions based on the Citizen's Charter of LWD proposed for approval by CSC																		
2 Support to Operations																		
MFO Customer Satisfaction																		
Indicator 1 Affordability: Reasonableness/Affordability of water rates to consumers with access connections. Water rate for the 1st cu.m. must not exceed 5% of the average income of LIG																		
Indicator 2 Staff Productivity Index: Ratio of service connection per employee as prescribed by the LWUA guidelines																		
Indicator 3 Customer Satisfaction: Percentage of Customer Complaints acted upon against received complaints																		
General Administration & Support																		
3																		
MFO General Management and Supervision																		
Indicator 1 Compliance with COA and LWUA reporting requirements in accordance with content and period of submission																		
Indicator 2 Financial Viability & Sustainability																		
								53423	53423	29892	20054	16587	66533	29892	20054	70010	119956	
Prepared by: 																		
11-13-2015																		
 7/12/2015																		

Division Manager - Finance



Date

f

Date

GENDER AND DEVELOPMENT (GAD) PLAN AND BUDGET
FY 2016

Department:						
Agency: CARCAR WATER DISTRICT						
Major Final Output: Compliance with the provisions of Joint Circular 99-4 issued by the National Economic Development Authority (NEDA), the DBM, and the NCRFW						
Program/Activity/Project	Gender Issue/Concern	GAD Objective	Identified GAD Activity	Target	GAD Performance Indicator	GAD Budget
Training and capacity-building for GFPS and WD personnel	Inadequate knowledge and competence to mainstream GAD related concerns in CWD MFO/PAPS	To make CWD more gender-responsive	- Conduct orientation on GAD legal basis and Gender Mainstreaming for top and middle level management	-General Manager, Division Managers, GAD Committee members and secretariat	All concerned employees have undergone GAD Orientation and Gender Mainstreaming seminar/workshop - 1st qtr of 2016	100
			Conduct GAD Annual Planning and Assessment	-GAD Committee members and secretariat	Conducted GAD Planning and Evaluation conference - Evaluation of 2016 Accomplishment and Planning for 2017 - 3rd qtr	75
			Conduct of GAD-FPS regular meetings	-GAD committee members and secretariat	Four (4) Quarterly meetings conducted within the year	25
			Attendance to GAD capacity-buildings seminars/workshops	-GAD-FPS members and secretariat	All GAD-FPS members and secretaria have attended capacity-building seminars on GAD Implementation	300
			- Continuing conduct of Gender Sensitivity Training (GST)	Two (2) Batches for GST (35 personnel per batch)	All CWD employees have undergone Gender Sensitivity Training (GST)	150

Program/Activity/ Project	Gender Issue/Concern	GAD Objective	Identified GAD Activity	Target	GAD Performance Indicator	GAD Budget
Social responsibility programs	Lack of corporate social responsibility programs	To develop an on-going social responsibility program to promote community relations	Livelihood programs for women employees and the spouses of male employees	March/May/September 2015	Cooking classes, agribusiness trainings, etc	60
			Child-feeding activity	May 2016 - Barangay Napo September 2016 - Sitio Tawog, Valladolid December 2016 - Can-asujan	300 school children in identified areas satisfactorily fed during the feeding activity	100
			Provide free drinking water (water stations) during annual city fiesta celebration	November 2016	Water faucets installed in strategic areas	2
			Participation in annual city fiesta activities		Attendance in opening parade and participation in the nightly activities	350
	Lack of type III water facilities in some barangays in the WD service area which causes an additional burden to women and children in fetching water from springs and communal water systems	To continuously extend pipelines in identified areas in order to provide convenience to the people living in these areas	Installation of pipeline extensions in identified areas	Per schedule specified in the Program of Works	Pipeline extension in vaious identified areas by December 2016	3147
Participate in International Women's Month Activities	Lack of information dissemination on sanitation and women's health in remote barangays	To promote proper health and sanitation practices among women especially mothers in the remote areas within the coverage area	Conduct health counselling for identified barangays in the city of Carcar as a form of participation in the Annual International Women's Month activities	March 2016	Conduct of activities in line with the celebration of International Women's Month	100
Compliance to government rules and regulations	Support government programs that promote and support women's awareness of their rights in society	To comply with Proclamation No. 847 s. 1996: Declaring the 4th Sunday of September as Family Thanksgiving Day	Organize activities to celebrate National Family Thanksgiving Day every 4th Sunday of September	September 2016	Family Thanksgiving Day celebrated on the 4th Sunday of September	350
		To comply with Presidential Proclamation No. 1172 s. 2006: DECLARING NOVEMBER 25 TO DECEMBER 12 OF EVERY YEAR AS THE "18-DAY CAMPAIGN TO END VIOLENCE AGAINST WOMEN"	Participation in the Annual 18-Day Campaign to End Violence Against Women	November 25 - December 12, 2016	- Conduct forum to promote the campaign to end violence against women - Initiate activities to promote awareness of women's rights against all forms of violence	75
TOTAL						4834
Prepared by: CH.  STEM			Approved by: 			Date: 7/12/2015 DAY/MO/YR